









 The Site

Maximum Building Height (m)

 M	12	 T2	28	 Y2	54	 AC3	120
 P2	18	 V1	36	 AB1	80	 Area 2	Refer to Clause 7.4